



Floors fitted in accordance with this manual comply with EU directives.

## Smartseat Easy combined with Fixed legs




1. Place the M8 T-Bolts in the rail, then place the single T-Bolt at the front and the double T-Bolt 95mm at the rear.



2. First place an underlay ring in the airline rail over the threaded rods of the foremost T-bolts. Then place the Fixed legs on the T-bolts.



3. Secure the nuts to the T-Bolts.



4. Mount the chair to the fixed legs using the mounting brackets and hex M8x45 nuts and bolts of quality 10.9 or higher. First mount all nuts and bolts before securing them. Secure these bolts with a minimum torque of 20 Nm.



5. Now place all cushions.

